


# LifeSmart FRAME<sup>360</sup>

**Ultimate Lifestyle Home Camera**

User Guide Version 1.0

Model. LS053WH



## PRODUCT INTRODUCTION

---

The FRAME Camera keeps you aware of what's happening in and around your home via the LifeSmart App – anytime, anywhere. Simply view the live stream on your mobile device. Keep an eye on family members, pets, or the office 24 hours a day. You can even receive a photo notification of people entering your home. LifeSmart's simple camera configuration is incredibly easy to set up and, with the addition of other LifeSmart products, you can trigger lighting, alert notifications, and so much more. With the battery inside, FRAME can also be taken out from the base which makes various usage. What's more, the electrical note function of FRAME gives a more convenient communication way to your family.

Not only that, but you will benefit from all of the amazing new technologies that LifeSmart is bringing to life, such as LifeSmart Cloud services, you can know what's happening in your home whenever and wherever. Now you can interact with your home and loved ones anytime. Brilliant and simple, get ready to experience carefree smart home living that the whole family can enjoy.

## SPECIFICATIONS OF FRAME

---

Size Main body: 66\*66\*26 (H) mm Rotation Base: 66\*27(H) mm

---

Weight Main body: 110g Rotation Base : 160g

---

Resolution 1080P

---

Angle of view horizontal: 360 of electrical control rotation  
vertical: 16 of mechanical adjustment

---

Wireless type Wi-Fi

---

Operating temperature -5 ~ 45 °C

---

Operating humidity 5~90% RH

---

Input 5V DC 2A

---

Power < 3.5W

---

Battery Capacity 280mAh

---

Internal Storage 16GB

---



RoHS

FCC ID: 2AJMI-00LS053

## IN YOUR PACKAGE

---


• FRAME Main Body

• Rotation Base

• Power Adaptor  
( US/ UK/ EU )

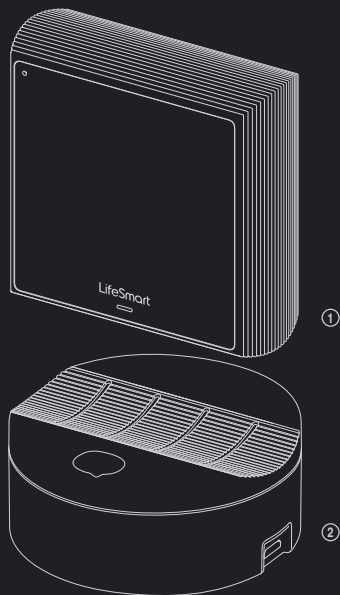
• Cable

• User Guide



## FRAME 360 / FRAME

---

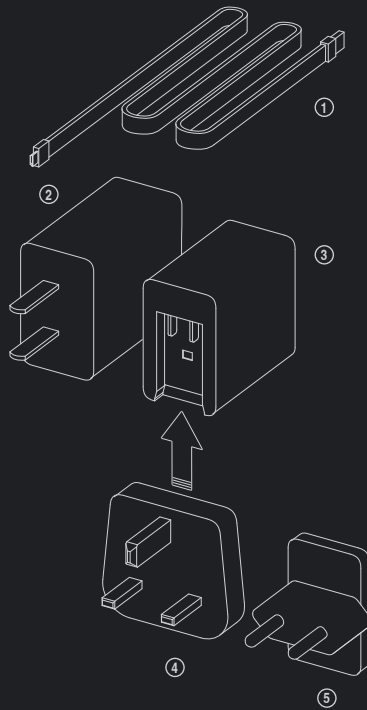


- ① Main Body
- ② Rotation Base

## ADAPTOR (US\ EU\ UK STANDARD)

---

- ① Cable
- ② US Adaptor
- ③ EU/UK Adaptor
- ④ UK Pin
- ⑤ EU Pin



## SETUP 01

---

Your Smart Home Wi-Fi camera requires the LifeSmart App and free LifeSmart Account to operate. Please download the App to your smart device. The App is available by going directly to our website or scanning the following QR Code.

▶ Method 1

<http://www.ilifsmart.com/getapp.html>

▶ Method 2





## SETUP 02

---

- ① Open the LifeSmart App and initiate adding a device.
- ② Plug in FRAME. The indicator will turn to White.
- ③ Follow the instructions in the App to finish setting up FRAME.
- ④ **You are now ready to enjoy the convenience of FRAME.**
- ⑤ Optionally, add the LifeSmart Smart Station to your LifeSmart Smart Home System so that you can add sensors and other products that can trigger FRAME actions accordingly.

For technical support or FAQ's please visit us at [www.lifesmart.com](http://www.lifesmart.com) and find out how to contact our team in your region.

## WARRANTY DESCRIPTION

---

Thank you for purchasing this LifeSmart product. In order to protect your rights, please read the following content carefully: The warranty period of our company's products is one year from the date of purchase or longer if local laws impose a longer minimum term, in which case the minimum term is the warranty period. During the warranty period, any faults caused by the product itself or for quality problems that arise under normal usage, LifeSmart will provide a free replacement.

## ATTENTION

---

**The following conditions are not covered by the warranty:**

Product failure or damage caused by installation, use, and maintenance that is not in accordance with the product instructions;

Products beyond the warranty period;

Products that have the barcode tampered with or removed;

Devices that have been tampered with or customized outside of LifeSmart Terms Of Service as on the LifeSmart App and website;

User-caused damage, such as inappropriate voltage input, high temperature, accidental spillage, physical damage, etc;

Product failure or damage caused by force majeure such as earthquakes, fires, or floods;

Product failure or damage caused by other problems except the product itself.

## DECLARATION

---

LifeSmart is a trademark of Hangzhou LifeSmart Technology Co., Ltd. As for the trademarks, product logos and product names from other companies presented within this manual, they are possessed by their own right holders. Without our written permission, no entity or individual shall extract, copy or disseminate in part or the whole of the manual contents in any form. Due to product version upgrades or other reasons, content of this manual may change. Our company reserves the right to change the contents of this manual without any notice. This manual is used only for instructional purposes. We strive to provide accurate information in this manual, but we are not able to ensure that the content of this manual is current. Statements, information and advice in this manual do not constitute any expressed or implied assurance. Updated manuals are available on our website at [www.ilifesmart.com](http://www.ilifesmart.com) or by contacting our Happiness Team.

### Disposal And Recycling Information

**This symbol indicates that this product and/or battery should not be disposed of with household waste. When you decide to dispose of this product and/or its battery, do so in accordance with local environmental laws and guidelines.**



